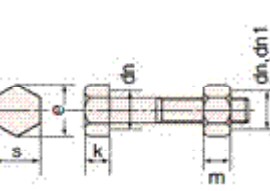
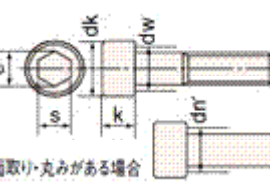
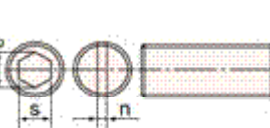


ねじの呼び径			d	[mm]	M1	M1.2	M1.4	M1.6	M2	M2.5	M3	M3.5	M4	M5	M6	M8	M10	M12	M14	M16	
ピッチ			p	[mm]	0.25	0.25	0.3	0.35	0.4	0.45	0.5	0.6	0.7	0.8	1	1.25	1.5	1.75	2	2	
有効径			d ₂	[mm]	0.838	1.038	1.025	1.373	1.740	2.208	2.675	3.110	3.545	4.480	5.350	7.188	9.025	10.863	12.701	14.701	
有効断面積			A _s	[mm ²]	0.460	0.732	0.983	1.27	2.07	3.39	5.03	6.78	8.78	14.2	20.1	36.6	58.0	84.3	115	157	
谷径			d ₁	[mm]	0.729	0.929	1.075	1.221	1.567	2.013	2.459	2.850	3.242	4.134	4.917	6.647	8.376	10.106	11.835	13.835	
リード角			tan β		0.0950	0.0767	0.0792	0.0811	0.0732	0.0649	0.0595	0.0614	0.0629	0.0568	0.0595	0.0554	0.0529	0.0513	0.0501	0.0433	
3級のボルト穴径			dh	[mm]	1.3	1.5	1.8	2.0	2.6	3.1	3.6	4.2	4.8	5.8	7.0	10.0	12.0	14.5	16.5	18.5	
六角ボルト・ナット			s	[mm]	-	-	-	3.2	4	5	5.5	6	7	8	10	13	16	18	21	24	
	部品等級	A (M1.6~M24)	e		-	-	-	3.41	4.32	5.45	6.01	6.58	7.66	8.79	11.05	14.38	17.77	20.03	23.36	26.75	
		B (M16~M64)	e	[mm]	-	-	-	-	-	-	-	-	-	-	-	-	-	-	-	-	26.17
		C (M5~M64)	e		-	-	-	-	-	-	-	-	-	-	8.63	10.89	14.2	17.59	19.85	22.78	26.17
				k	[mm]	-	-	-	1.1	1.4	1.7	2	2.4	2.8	3.5	4	5.3	6.4	7.5	8.8	10
		スタイル1 (六角ナット)	m (大) Max	m (大) Max	[mm]	-	-	-	1.3	1.6	2	2.4	2.8	3.2	4.7	5.2	6.8	8.4	10.8	12.8	14.8
			m (小) Min	m (小) Min	[mm]	-	-	-	1.05	1.35	1.75	2.15	2.55	2.9	4.4	4.9	6.44	8.04	10.37	12.1	14.1
		スタイル2 (六角ナット)	m (大) Max	m (大) Max	[mm]	-	-	-	-	-	-	-	-	-	5.1	5.7	7.5	9.3	12	14.1	16.4
			m (小) Min	m (小) Min	[mm]	-	-	-	-	-	-	-	-	-	4.8	5.4	7.14	8.94	11.57	13.4	15.7
		3級の座部有効径	六角	dn ₁	dn	-	-	-	2.75	3.47	4.28	4.79	5.34	6.19	7.20	8.90	11.96	14.59	16.86	19.48	22.10
			円形A	dn ₁	dn	-	-	-	2.14	2.84	3.61	4.10	4.65	5.36	6.36	7.98	10.84	13.36	15.59	18.12	20.56
	円形B		dn ₁	dn	-	-	-	-	-	-	-	-	-	-	-	-	-	-	-	-	20.30
	円形C		dn ₁	dn	-	-	-	-	-	-	-	-	-	-	6.282	7.902	10.75	13.27	15.51	17.86	20.30
六角穴付ボルト			s	[mm]	-	-	-	1.5	1.5	2	2.5	-	3	4	5	6	8	10	12	14	
 面取り・支みがある場合	3級の座部有効径	e	e	[mm]	-	-	-	1.73	1.73	2.3	2.87	-	3.44	4.58	5.72	6.86	9.15	11.43	13.72	16	
			dk	dk	[mm]	-	-	-	3.00	3.80	4.50	5.50	-	7.00	8.50	10.00	13	16	18	21	24
	穴付	k	k	[mm]	-	-	-	1.60	2.00	2.50	3.00	-	4.00	5.00	6.00	8	10	12	14	16	
		dn	dn	[mm]	-	-	-	2.533	3.238	3.843	4.616	-	5.968	7.235	8.588	11.57	14.1	16.31	18.84	21.37	
	穴付・面取り	dw	dw	[mm]	-	-	-	2.72	3.48	4.18	5.07	-	6.53	8.03	9.38	12.33	15.33	17.23	20.17	23.17	
		dn	dn	[mm]	-	-	-	2.378	3.018	3.667	4.377	-	5.709	6.975	8.248	11.21	13.73	15.90	18.40	20.92	
止めねじ			n	[mm]	0.2	0.2	0.25	0.25	0.25	0.4	0.4	0.5	0.6	0.8	1	1.2	1.6	2	-	-	
			s	[mm]	-	-	-	0.7	0.9	1.3	1.5	-	2	2.5	3	4	5	6	-	8	
			e	[mm]	-	-	-	0.803	1.003	1.427	1.73	-	2.3	2.87	3.44	4.58	5.72	6.86	-	9.15	

